

RLF-2108

2" LED MINIATURE TRIMMED
RECESSED DOWNLIGHT



Fixture Type
Project
Notes



LED Miniature Recessed Downlight with Interchangeable Reflector and Trim series is designed for residential and commercial spaces. White trim and white reflector are included. Optional trims in round and square in a variety of finishes and reflectors in black and haze. No housing is required for remodel applications. Mounting frame with hanger bars optional for New Construction applications and the remote driver is included. Power supply rated for feed through wiring.



SPECIFICATIONS

INPUT VOLTAGE	120V AC
WATTAGE	8 W
LUMENS	600 Lm
EFFICACY	75 Lm/W
CRI	90+
BEAM ANGLE	38°
DIMMING ¹	TRIAC Dimming
CUT-OUT	2-7/8" Ø

RATINGS	IC, Airtight
ENVIRONMENT	Indoor Wet*
CERTIFICATIONS	cETLus, T24 Compliant
LUMEN MAINTENANCE	50,000 hours
INCLUDES	White trim and white reflector, remote driver
OPTIONAL	Universal mounting plate
WARRANTY ²	5 years

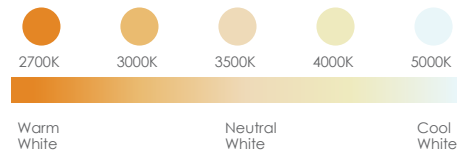
* Wet with RLT-2109 Trim

¹ Effectively dim down to 10%
² See published warranty terms for detailed information

PERFORMANCE

CCT selectable

COLOR TEMPERATURE ³	LUMEN ⁴	WATTAGE	EFFICACY	CRI
SW5 (27/30/35/40/50K) ⁵	600 Lm	8 W	75 Lm/W	90+



³ & ⁴ CCT within +/-10%
⁵ Switchable CCT

ORDERING INFO

STEP 1 - Light Engine with LED, Reflector & Trim



MODEL
RLF-2108-SW5-38D-WHWH

2" aperture LED recessed downlight with 38 degree beam spread assembled with standard matte white reflector and matte white round trim

STEP 2 - Optional Trim (sold separately)



MODEL

RLT-2101-BK - Round Black Finish Trim
RLT-2105-WH - Wall Wash White Finish Trim
RLT-2106-BK - Square Black Finish Trim
RLT-2106-WH - Square White Finish Trim
RLT-2109-WH - Round Shower White Finish Trim
RLT-2114-WH - Pinhole White Finish Trim

STEP 3 - Optional Reflector (sold separately)



MODEL

RLF-21-REF-BK - Black Finish Reflector
RLF-21-REF-HZ - Haze Finish Reflector

OPTIONAL ACCESSORY

(Sold separately)



MODEL
RLH-23354-NC-UNI

Universal mounting plate with hanger bars.
For cutout sizes: 2-1/8", 2-7/8", 3-3/4" or 5-1/4"

RLF-2108

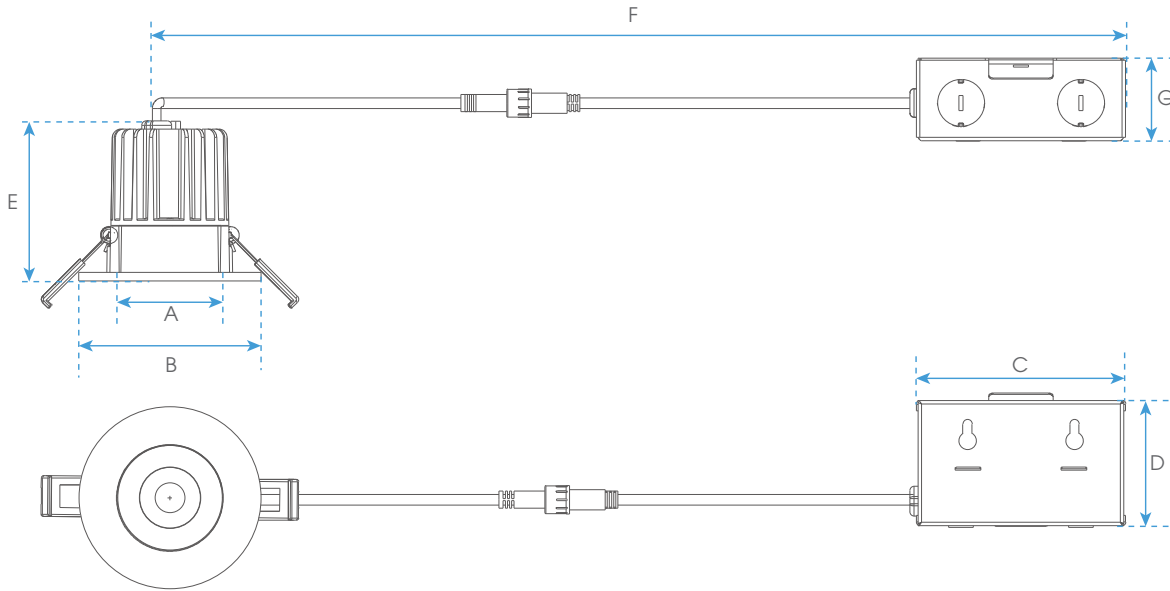
2" LED MINIATURE TRIMMED
RECESSED DOWNLIGHT



Fixture Type	
Project	
Notes	

TECHNICAL DRAWING

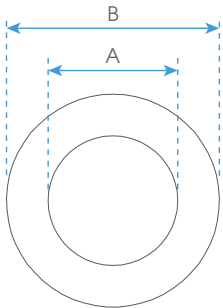
LIGHT ENGINE WITH REFLECTOR AND TRIM INSTALLED



DIMENSIONS

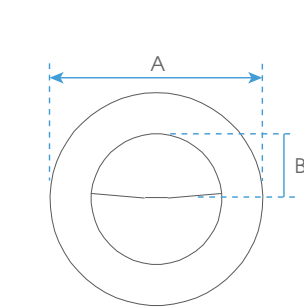
A	2"	51mm
B	3-1/8"	80 mm
C	3-3/4"	95 mm
D	2-3/8"	60 mm
E	2-7/8"	75 mm
F	17-3/4"	451 mm
G	1-1/2"	39 mm

OPTIONAL TRIMS




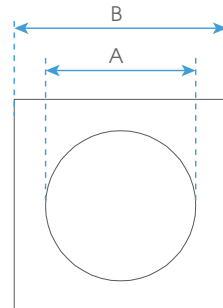
RLT-2101 TRIM
RLT-2109 TRIM

DIMENSIONS		
A	2"	51mm
B	3-1/8"	80 mm
C	3/16"	4 mm




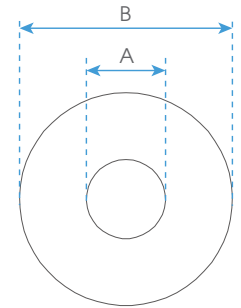
RLT-2105 TRIM

DIMENSIONS		
A	3-1/8"	80mm
B	1"	25 mm
C	3/16"	4 mm
D	1/2"	14 mm



RLT-2106 TRIM

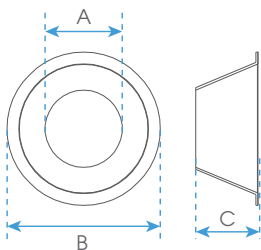
DIMENSIONS		
A	2"	51mm
B	3-1/8"	80 mm
C	3/16"	4 mm



RLT-2114 TRIM

DIMENSIONS		
A	1-3/16"	30mm
B	3-1/8"	80 mm
C	3/16"	4 mm

OPTIONAL REFLECTOR



DIMENSIONS		
A	1-1/4"	31mm
B	2-1/4"	58 mm
C	1"	25 mm

COMPATIBLE DIMMERS

COOPER	SI06P
LEVITON	6621, 6672, IPL06-10Z
LUTRON	PD-6WCL, DVCL-153P, SFTU-5A3P, DMD-LE3-D, CTCL-153P, DV-600P