



CREED

12V MINI PENDANTS

location:
DRY

SPECIFICATIONS:

DESCRIPTION

Low voltage mini pendant with spun Aluminum shade and twine wrap.

LAMPING

LED: 9W Replaceable 12V LED MR16, dimmable, 82+ CRI, 3000°K CCT, 670 lumens, 25,000 hours. Lamp included.

DIFFUSER

Shade shall be made of Aluminum in Bronze or Satin Nickel finishes. 8" Dia. x 10" H, with twine-wrapped upper body. Inner reflector finish to be Silver Foil for Satin Nickel and Champagne for Bronze.

CORD

Standard cord is 10' field-adjustable coaxial type with teflon jacket and decorative sleeve at the socketholder. Jacket tint coordinates with metal finish.

STANDARD PENDANT (1XC, 1XT, X)

Mini pendant comes complete with either dome-style or flat-style canopy. Pendant less canopy is available for use with multiport canopies. See next page for multi light options with "X" prefix.

QUICK-CONNECT OPTION (XP, RXP, 1XP)

Quick-Connect Jack is compatible with Besa Rail Adapter, or Quick-Connect canopies (order separately).

METAL FINISH

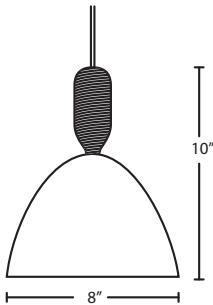
Shade retainer hardware and canopies are finished in Bronze or Satin Nickel.

LABELS

UL or ETL Listed. Suitable for Damp Locations (interior use only).



SATIN NICKEL W/ SILVER REFLECTOR & BRONZE W/ CHAMPAGNE REFLECTOR



Project Information:

For ordering information, see next page

All dimensions provided are nominal.
Allowance must be made for dimensional tolerance in handcrafted glasses.

REV 1/17



ORDERING:

CONNECTION	SHADE OPTIONS	LAMP OPTIONS	METAL FINISH	OPTIONS
Quick-Connect	CREED Creed	LED 9W LED	BR Bronze SN Satin Nickel	L 15' cord
XP Jack Only				
RXP Rail-Ready				
1XP Flat Canopy				

Pendant Fixtures
1XC Dome Canopy
1XT Flat Canopy

Ex. 1XT-CREED-LED-SN
Creed LED Pendant, Satin Nickel Finish

Multi light
X For Multi light Canopy

Multi light available
See options on right

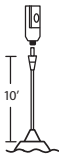
QUICK-CONNECT OPTIONS:

XP PENDANT ELEMENT ONLY



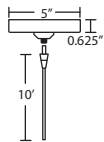
- Pendant Shade and Cord/Socket Set
- 10' Field-adjustable braided coaxial-type cord with a teflon jacket (clear or bronze tint coordinates with metal finish)
- Quick-Connect Jack provided
- Compatible with Besa Canopies and Rail Adapter
- Bronze or Satin Nickel metal finishes

RXP PENDANT + RAIL ADAPTER



- READY FOR RAIL**
- Pendant Shade and Cord/Socket Set, plus Rail Adapter
 - 10' Field-adjustable braided coaxial-type cord with a teflon jacket (clear or bronze tint coordinates with metal finish)
 - Quick-Connect Jack provided
 - Compatible with Besa Monorail System
 - Bronze or Satin Nickel metal finishes

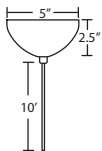
1XP PENDANT + MONOPOINT FLAT CANOPY



- Pendant Shade and Cord/Socket Set, plus Flat Canopy
- 1x electronic 60W dimmable transformer, fits partially in junction box
- 10' Field-adjustable braided coaxial-type cord with a teflon jacket (clear or bronze tint coordinates with metal finish)
- Quick-Connect Jack provided
- Integral Quick-Connect adapter
- Bronze or Satin Nickel metal finishes

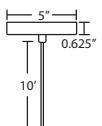
FIXED PENDANT OPTIONS:

1XC 1 LIGHT PENDANT, DOME CANOPY



- NO CORD CUTTING REQUIRED**
- Suitable for use on sloped ceilings
 - 1x electronic 60W dimmable 120V transformer
 - Installs to standard 4" octagonal junction box
 - Bronze or Satin Nickel metal finishes

1XT 1 LIGHT PENDANT, FLAT CANOPY



- Suitable for use on sloped ceilings
- 1x electronic 60W dimmable 120V transformer, fits partially in junction box
- Installs to standard 4" octagonal junction box
- Bronze or Satin Nickel metal finishes

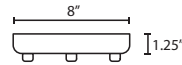
X 1 LIGHT PENDANT FOR MULTIPOINT CANOPIES



- Suitable for use on sloped ceilings
- 1x electronic 60W dimmable 120V transformer, fits partially in junction box
- Installs to standard 4" octagonal junction box
- Bronze or Satin Nickel metal finishes

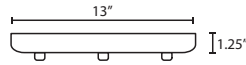
MULTIPOINT CANOPY OPTIONS:

T23X 3 LIGHT ROUND CANOPY



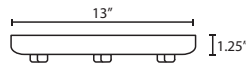
- Suitable for sloped ceilings
- Bronze or Satin Nickel
- 10" Dia. shades MAX, with staggered heights

T23XL 3 LIGHT LARGE ROUND CANOPY



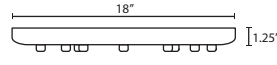
- Suitable for sloped ceilings
- Bronze or Satin Nickel
- 16" Dia. shades MAX, with staggered heights

T26X 6 LIGHT ROUND CANOPY



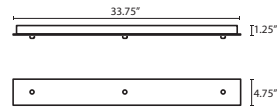
- Suitable for sloped ceilings
- Bronze or Satin Nickel
- 10" Dia. shades MAX, with staggered heights

T29X 9 LIGHT ROUND CANOPY



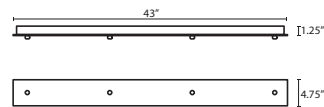
- Suitable for sloped ceilings
- Bronze or Satin Nickel
- 10" Dia. shades MAX, with staggered heights

T23V 3 LIGHT BAR CANOPY



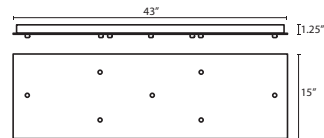
- Suitable for sloped ceilings
- Bronze or Satin Nickel
- 20" Dia. shades MAX, with staggered heights

T24V 4 LIGHT BAR CANOPY



- Suitable for sloped ceilings
- Bronze or Satin Nickel
- 20" Dia. shades MAX, with staggered heights

T27V 7 LIGHT BAR CANOPY



- Suitable for sloped ceilings
- Bronze or Satin Nickel
- 14" Dia. shades MAX, with staggered heights

HOW TO ORDER A MULTILIGHT FIXTURE

Order your canopy with the selected 12V multi light pendants (indicated by "X" prefix) for the complete fixture:

Example: 1x T23XL-SN (3 Light Large Round Canopy)

1x X-719819-SN (Karli Pendant in Carrera)

1x X-7198HN-SN (Karli Pendant in Honey)

1x X-719841-SN (Karli Pendant in Garnet)

CORD LENGTH OPTIONS:

15Ft. CORD LENGTH:

For longer 15' cord, add an "L" to the end of the item number, i.e. 1XP-174352-SNL.